

025:250 COMPOSITION: ELECTRONIC MEDIA I

Fall 2013


Assignment 2

Presented in class Sept. 23-25

1. Go through your groups from Assignment 1 and do the following:
 - a. Use automated volume to balance the regions in each gesture. The metal sounds should be significantly lower in volume.
 - b. Consider removing all vocal sounds, unless you want to make them the focus of your piece. In that case, use many vocal sounds.
 - c. With any region that ends sharply and abruptly, consider a gentle fade out.
 - d. Arrange the regions so that one is on Track 1, another on Track 2, etc. Avoid using more than 1 region on a track in each gesture. Also, avoid using empty tracks between non-empty tracks.

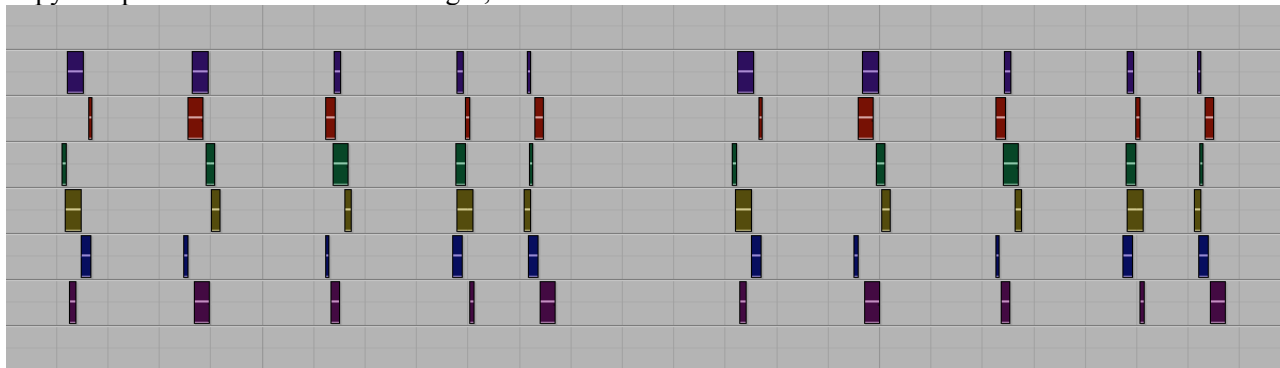
2. Discussion of cyclic permutations.

3. Choose any 5 gestures, ungroups them, and arrange them in a manner similar to the example below:



- a. Each grouping of regions will be called a gesture.
- b. The 5 gestures above will be called Gesture Set 1.

4. Copy and paste Gesture Set 1 to the right, as shown below.




- a. The gestures on the right will be called Gesture Set 2.

5. Transpose the regions of Gesture Set 2 as follows:

- a. Tracks 1-2 by +2 semitones.
- b. Tracks 3-4 by +4 semitones.
- c. Tracks 5-6 by -1 semitone.
- d. Alternatively, you could transpose by different intervals on any number of tracks.

6. Drag the individual regions in Gesture Set 2 to cyclically permute them as follows:
 - a. The regions in Track 1 rotate 1 space from right to left.
 - b. The regions in Track 2 rotate 2 spaces from right to left.
 - c. The regions in Track 3 rotate 3 spaces from right to left.
 - d. The regions in Track 4 rotate 4 spaces from right to left.
 - e. The regions in Track 5 stay in place.
 - f. The regions in Track 6 rotate 1 space from left to right.
 - g. When moving the regions, the precise placement of each one should be artistically made.
 - h. Steps a-g are shown below.



7. Create a new Gesture set and repeat steps 3-6. Do this until you have used every gesture in Assignment 1.
8. If any problems or confusion arise, set up a meeting with Dan and Will. You also have my permission to find an artistic solution to any problem that arises.