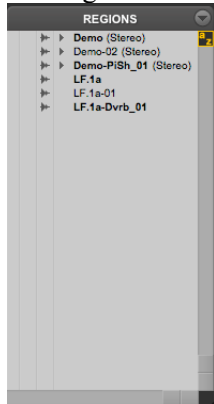


025:250 COMPOSITION: ELECTRONIC MEDIA I

Fall 2009

Region List in Pro Tools

1. The region list is shown below.

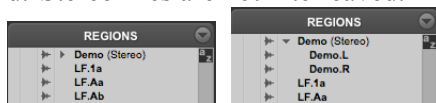


2. There are 6 types of regions:

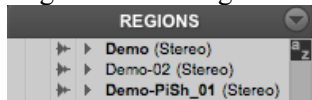
- a. Stereo sound file shown in bold, followed by Stereo
- b. Edited stereo region shown in plain, followed by Stereo
- c. Processed stereo sound file, shown in bold, ending with process abbreviation, followed by Stereo
- d. Same as above for mono sound file, but the word Stereo does not appear

3. The regions have the following properties.

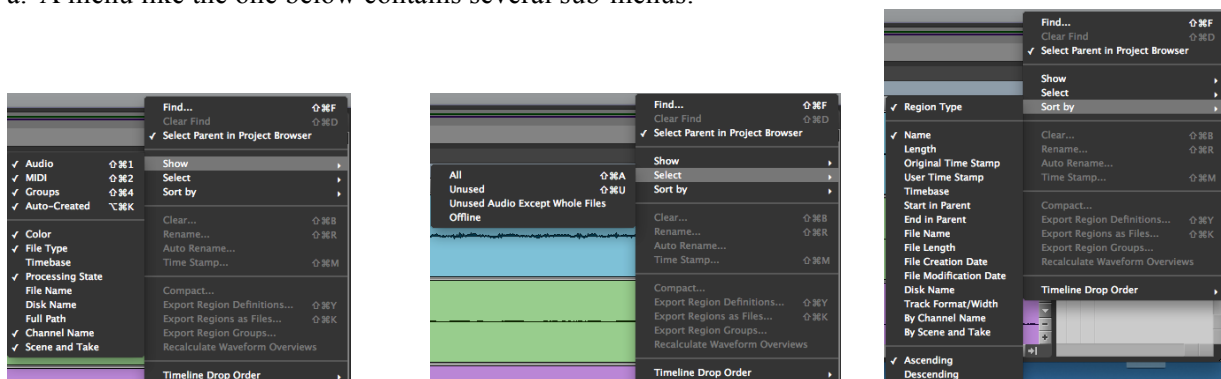
- a. Regions that are audio files are shown in bold. They exist in the Audio Files folder as aiff sound files.
- b. Regions that have been processed are also shown in bold. They also exist in the Audio Files folder.
- c. Regions that are edited are shown in plain text. They DO NOT exist anywhere.
- d. Stereo files are not interleaved. They have two mono files, as shown below:



4. Regions can be organized by clicking on the arrow in the upper right corner:



a. A menu like the one below contains several sub-menus:



5. Discussion of menus.

6. Discussion of re-naming, deleting, and auditioning regions.

