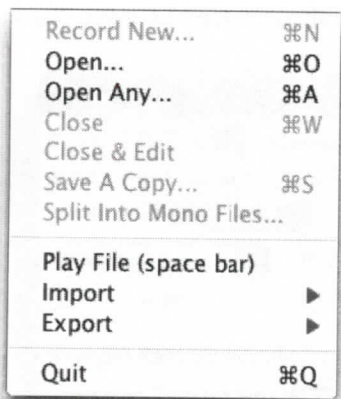


## 025:251 COMPOSITION: ELECTRONIC MEDIA II

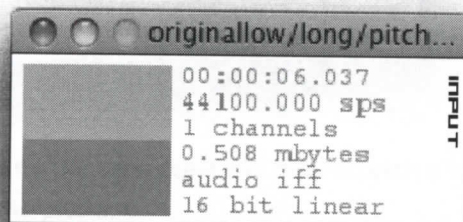
Spring 2011

### Sound Hack-Phase Vocoder Tutorial

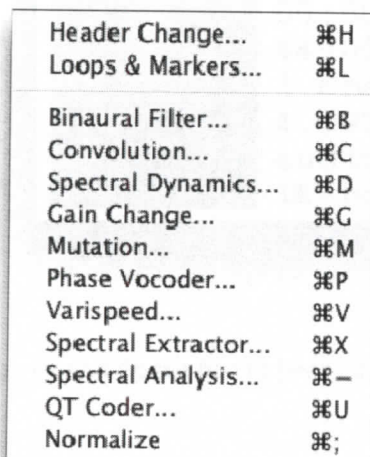
1. Open **Sound Hack**
2. **File-open**-find a sound file you want to work with



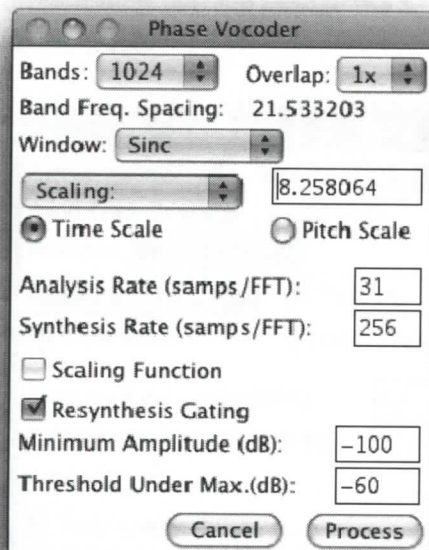
3. Once you open a sound file you will see a screen like this:



4. Then click on the **Hack** menu and it will drop down. You will want to click **Phase Vocoder**. You can also type **Command P**.

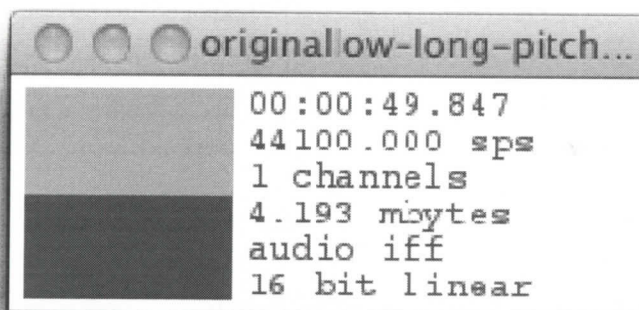


5. This will open a Phase Vocoder window and allow you to set parameters:



Adjusting the time scale will time-stretch a sound and pitch scale will generally shorten a sound raise the pitch.

6. After you have set your parameters, click **Process**. You will get another box:



7. You can hit **Space bar** to hear each file and note the differences.

8. For other effects you can change the **Scaling**, **Overlap**, **Analysis rate**, **Synthesis rate**, and the amplitude levels.

