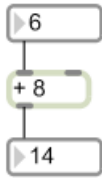
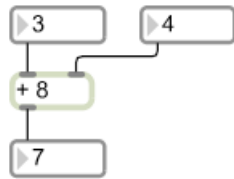


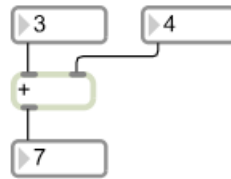
025:251 COMPOSITION: ELECTRONIC MEDIA II
Spring 2012
Max/MSP Operations



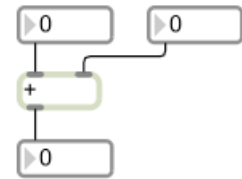
Ex. 1.
Addition operation.



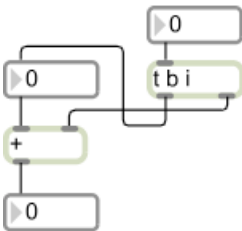
Ex. 2.
Number box into right inlet is used instead of 8.



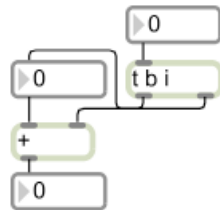
Ex. 3.
The number 8 is removed to avoid later confusion.



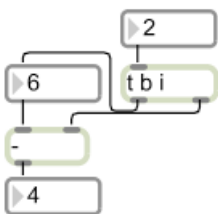
Ex. 4.
Class demonstration of interaction of left and right inlets.



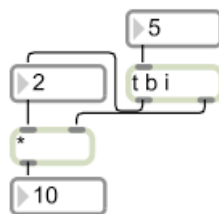
Ex. 5.
Class discussion of the trigger object.



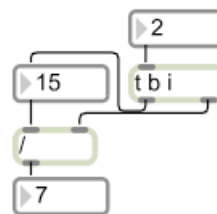
Ex. 6.
Tidying up the patch.



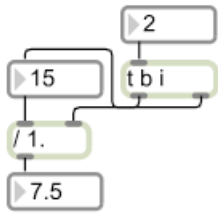
Ex. 7.
Subtraction.



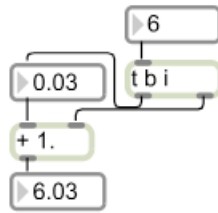
Ex. 8.
Multiplication.



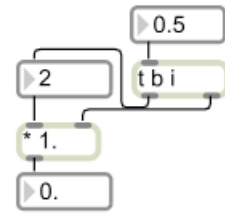
Ex. 9.
Division. Note the result, 7, not 7.5.



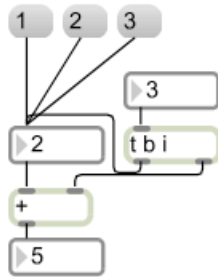
Ex. 10.
To get a float result, enter "1." or any float number in the object box. Also, replace the integer number box with a float number box for the result.



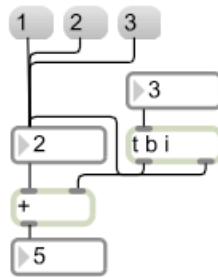
Ex. 11.
When the left inlet is a float and the right inlet is an integer, the result is a float.



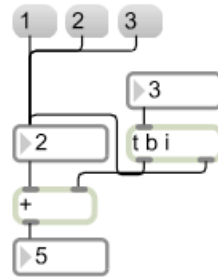
Ex. 12.
When the left inlet is an integer and the right inlet is a float, there is no result.



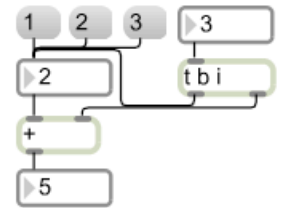
Ex. 13.
Using numbers in message boxes. Note radial patch cords.



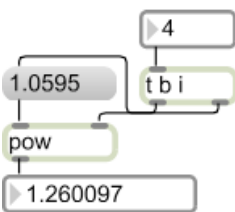
Ex. 14.
Use cmd-Y to segment patch cords. Note that patch cords are separated.



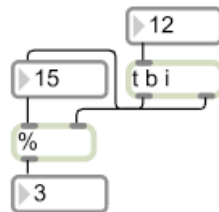
Ex. 15.
Patch cords are overlapped.



Ex. 16.
Tidying up the patch.



Ex. 17.
The power object, allowing the frequency ratio of a semitone to be expanded to other intervals.



Ex. 18.
Modulus operator.